



# THE GRETEL & HANSEL WORKBOOK

STARRING... \_\_\_\_\_



\*Based on Freytag's Dramatic Structure, Kenn Adams Story Spine, and Scheinfeld's model of difference/causality.





## **CHAPTER I**

### **Vocabulary**

1. audible

2. haunting

3. thaw

4. gawk

5. withdrawn

6. vault

7. flawless

8. fawn

9. squawked

10. auburn/tawny/mauve



# CHAPTER I

## *Once Upon A Time*

1. Describe and illustrate the setting (where and when).

---

---

---

---

---

2. Describe and illustrate the two main characters (choose two only).

---

---

---

---

---



# CHAPTER I

*But one day...*

3. Describe and illustrate the causes of the conflict or problem (at least two).

---

---

---

---

---

*Until finally...*

4. Describe and illustrate the conflict or problem.

---

---

---

---

---

*And what they learned was...*

5. Describe and illustrate the resolution or solution.

---

---

---

---

---

6. Using your notes from above, in no more than two sentences, write the main idea of the story.

---

---

---



# CHAPTER I

## In Character with Lawson Dawes





1. I am (based on the story, script, and your own inferences, describe what your character looks like)...  
\_\_\_\_\_
2. I feel really good when (based on the story, script, and your own inferences describe what makes your character feel good or happy)...  
\_\_\_\_\_
3. I feel really bad when (based on the story, script, and your own inferences, describe what makes your character feel bad or upset)...  
\_\_\_\_\_
4. Other characters describe me as (explain how other characters in the scene feel about your character)....  
\_\_\_\_\_
5. I want (describe what your character wants in the scene)...  
\_\_\_\_\_
6. From my point of view: When the wicked step mama cast her spell on me (write a paragraph that describes what happened from your character's point of view)...  
\_\_\_\_\_  
\_\_\_\_\_  
\_\_\_\_\_  
\_\_\_\_\_



# CHAPTER I

## Cause & Effect

*(When one thing makes another thing happen)*



### Cause

### Effect

1. Mama dies...

and because of that...

---

---

---

2. Lawson Dawes remarries...

and because of that...

---

---

---

3.

---

---

---

...and because of that, Step Mama wants to get rid of the kids.

4.

---

---

---

...and because of that, Lawson ends up under a spell.



## CHAPTER I

### Theme

Choose the theme that best describes Chapter I of *Gretel & Hansel*.

- a. A stitch in time saves nine.
- b. Don't count your chickens before they hatch.
- c. Beauty is only skin deep.

Write a paragraph that explains your answer using examples from the story:

---

---

---

---

---

---

---

---

---

---





## **CHAPTER II**

### **Vocabulary**

1. poised

6. foyer

2. droid

7. paranoid

3. rejoiced

8. gargoyles

4. recoiled

9. flamboyant

5. voyage

10. decoy



# CHAPTER II

## *Once Upon A Time*

1. Describe and illustrate the setting (where and when).

---

---

---

---

---

2. Describe and illustrate the two main characters (choose two only).

---

---

---

---

---



## CHAPTER II

*But one day...*

3. Describe and illustrate the causes of the conflict or problem (at least two).

---

---

---

---

---

*Until finally...*

4. Describe and illustrate the conflict or problem.

---

---

---

---

---

*And what they learned was...*

5. Describe and illustrate the resolution or solution.

---

---

---

---

---

6. Using your notes from above, in no more than two sentences, write the main idea of the story.

---

---

---



## CHAPTER II

### In Character with Wicked Step Mama





1. I am (based on the story, script, and your own inferences, describe what your character looks like)...  
\_\_\_\_\_
2. I feel really good when (based on the story, script, and your own inferences describe what makes your character feel good or happy)...  
\_\_\_\_\_
3. I feel really bad when (based on the story, script, and your own inferences, describe what makes your character feel bad or upset)...  
\_\_\_\_\_
4. Other characters describe me as (explain how other characters in the scene feel about your character)....  
\_\_\_\_\_
5. I want (describe what your character wants in the scene)...  
\_\_\_\_\_
6. From my point of view: When I dumped those two little brats at the abandoned high rise (write a paragraph that describes what happened from your character's point of view)...  
\_\_\_\_\_  
\_\_\_\_\_  
\_\_\_\_\_  
\_\_\_\_\_



# CHAPTER II

## Cause & Effect

*(When one thing makes another thing happen)*



### Cause

### Effect

1. Hansel takes Dad's phone...

and because of that...

---

---

---

2. The Step Mama takes the kids on a voyage...

and because of that...

---

---

---

3.

---

---

---

...and because of that, The Droid doesn't work.

4.

---

---

---

...and because of that, Hansel and Gretel run into a high rise.





## **CHAPTER III**

### **Vocabulary**

1. growled

6. expounded

2. astounding

7. mouthwatering

3. aglow

8. howled

4. bounded

9. drowsy

5. flowing

10. mound



# CHAPTER III

## *Once Upon A Time*

1. Describe and illustrate the setting (where and when).

---

---

---

---

---

2. Describe and illustrate the two main characters (choose two only).

---

---

---

---

---





# CHAPTER III

*But one day...*

3. Describe and illustrate the causes of the conflict or problem (at least two).

---

---

---

---

---

*Until finally...*

4. Describe and illustrate the conflict or problem.

---

---

---

---

---

*And what they learned was...*

5. Describe and illustrate the resolution or solution.

---

---

---

---

---

6. Using your notes from above, in no more than two sentences, write the main idea of the story.

---

---

---



## CHAPTER III

### In Character with Hansel



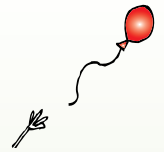

1. I am (based on the story, script, and your own inferences, describe what your character looks like)...  
\_\_\_\_\_
2. I feel really good when (based on the story, script, and your own inferences describe what makes your character feel good or happy)...  
\_\_\_\_\_
3. I feel really bad when (based on the story, script, and your own inferences, describe what makes your character feel bad or upset)...  
\_\_\_\_\_
4. Other characters describe me as (explain how other characters in the scene feel about your character)....  
\_\_\_\_\_
5. I want (describe what your character wants in the scene)...  
\_\_\_\_\_
6. From my point of view: When the elevator door opened revealing the hallway made of treats (write a paragraph that describes what happened from your character's point of view)...  
\_\_\_\_\_  
\_\_\_\_\_  
\_\_\_\_\_  
\_\_\_\_\_



# CHAPTER III

## Cause & Effect

*(When one thing makes another thing happen)*



### Cause

### Effect

1. Hansel and Gretel are hungry when they get off the elevator...

and because of that...

---

---

---

2.

---

---

---

...and because of that, Hansel and Gretel decide to go into the apartment...

3.

---

---

---

...and because of that, Hansel and Gretel become sleepy.

4. The Old Woman's powers are weakening...

and because of that...

---

---

---





## **CHAPTER IV**

### **Vocabulary**

1. ghoulish

6. shrew

2. lunatic

7. pewter

3. recruited

8. caribou

4. brewing

9. stewed

5. newt

10. grueling



# CHAPTER IV

## *Once Upon A Time*

1. Describe and illustrate the setting (where and when).

---

---

---

---

---

2. Describe and illustrate the two main characters (choose two only).

---

---

---

---

---



# CHAPTER IV

*But one day...*

3. Describe and illustrate the causes of the conflict or problem (at least two).

---

---

---

---

---

*Until finally...*

4. Describe and illustrate the conflict or problem.

---

---

---

---

---

*And what they learned was...*

5. Describe and illustrate the resolution or solution.

---

---

---

---

---

6. Using your notes from above, in no more than two sentences, write the main idea of the story.

---

---

---



## CHAPTER IV

### In Character with Wicked Old Witch



1. I am (based on the story, script, and your own inferences, describe what your character looks like)...  
\_\_\_\_\_
2. I feel really good when (based on the story, script, and your own inferences describe what makes your character feel good or happy)...  
\_\_\_\_\_
3. I feel really bad when (based on the story, script, and your own inferences, describe what makes your character feel bad or upset)...  
\_\_\_\_\_
4. Other characters describe me as (explain how other characters in the scene feel about your character)...  
\_\_\_\_\_
5. I want (describe what your character wants in the scene)...  
\_\_\_\_\_
6. From my point of view: When I checked the boy to see if he was fat enough (write a paragraph that describes what happened from your character's point of view)...  
\_\_\_\_\_  
\_\_\_\_\_  
\_\_\_\_\_  
\_\_\_\_\_

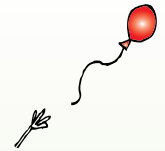





# CHAPTER IV

## Cause & Effect

*(When one thing makes another thing happen)*



### Cause

### Effect

1. The witch needs to restore her powers

and because of that...

---

---

---

2.

---

---

---

...and because of that, Hansel and Gretel realize the old woman is a witch.

3. The witch wants to fatten Hansel up...

and because of that...

---

---

---

4.

---

---

---

...and because of that, The witch thinks Hansel is too thin to eat.



## CHAPTER IV

### Theme

Choose the theme that best describes Chapter IV of *Gretel & Hansel*.

- a. It's always darkest before dawn.
- b. Don't put the cart before the horse.
- c. Great minds think alike.

Write a paragraph that explains your answer using examples from the story:

---

---

---

---

---

---

---

---

---

---

---

---



## **CHAPTER V**

### **Vocabulary**

1. doomed

6. drooled

2. heirloom

7. monsoon

3. gloom

8. hullabaloo

4. goon

9. swooped

5. boost

10. bamboozle



# CHAPTER V

## *Once Upon A Time*

1. Describe and illustrate the setting (where and when).

---

---

---

---

---

2. Describe and illustrate the two main characters (choose two only).

---

---

---

---

---



# CHAPTER V

*But one day...*

3. Describe and illustrate the causes of the conflict or problem (at least two).

---

---

---

---

---

*Until finally...*

4. Describe and illustrate the conflict or problem.

---

---

---

---

---

*And what they learned was...*

5. Describe and illustrate the resolution or solution.

---

---

---

---

---

6. Using your notes from above, in no more than two sentences, write the main idea of the story.

---

---

---



## CHAPTER V

### In Character with Gretel



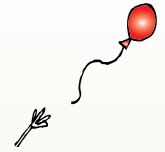

1. I am (based on the story, script, and your own inferences, describe what your character looks like)...  
\_\_\_\_\_
2. I feel really good when (based on the story, script, and your own inferences describe what makes your character feel good or happy)...  
\_\_\_\_\_
3. I feel really bad when (based on the story, script, and your own inferences, describe what makes your character feel bad or upset)...  
\_\_\_\_\_
4. Other characters describe me as (explain how other characters in the scene feel about your character)....  
\_\_\_\_\_
5. I want (describe what your character wants in the scene)...  
\_\_\_\_\_
6. From my point of view: When I pushed the wicked old witch into the grill (write a paragraph that describes what happened from your character's point of view)...  
\_\_\_\_\_  
\_\_\_\_\_  
\_\_\_\_\_  
\_\_\_\_\_



# CHAPTER V

## Cause & Effect

*(When one thing makes another thing happen)*



### Cause

### Effect

1.

---

---

---

...and because of that, Hansel and Gretel discover that the witch is the mother of their step mama.

and because of that...

---

---

---

2. Gretel begins to cry...

and because of that...

---

---

---

3. Gretel says there's a problem with the grill...

4.

---

---

---

...and because of that, Lawson Dawes arrives in a helicopter.



## CHAPTER V

### Theme

Choose the theme that best describes Chapter V of *Gretel & Hansel*.

- a. It's always darkest before dawn.
- b. Don't count your chickens before they hatch.
- c. Beauty is only skin deep.

Write a paragraph that explains your answer using examples from the story:

---

---

---

---

---

---

---

---

---

---

---

---